

# THINK SAFE, BE SAFE

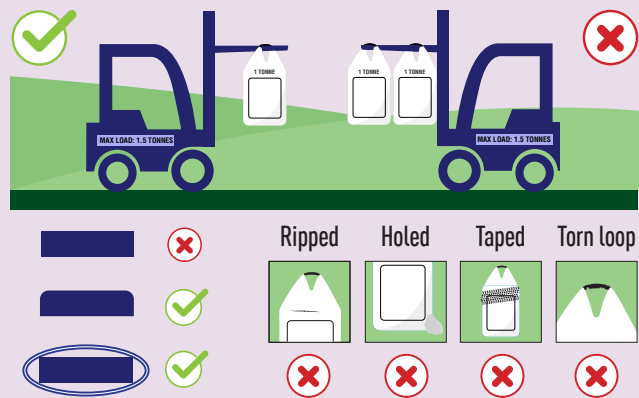


## when handling and storing fertilisers

Many fertilisers are classified as oxidising agents or hazardous. If a fire breaks out, these fertilisers can accelerate the combustion process. Take extra care when handling and storing fertilisers to keep people safe and prevent an emergency situation.

### HANDLE FERTILISER SAFELY


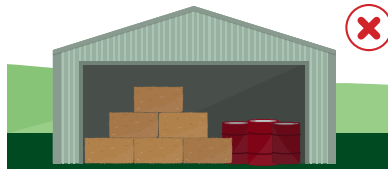
- Take care when moving or lifting fertiliser. Use the correct equipment and secure loads if transporting
- Do not exceed the safe working load of your machinery when lifting or transporting bags
- Ensure that forklift tines have rounded edges or secured metal sleeves
- Make sure that the lifting loops on the bag are correctly placed centrally on the tines
- Do not lift any damaged bags
- Drive slowly and smoothly, especially on uneven ground



Oxidizing agent



Hazardous material



### STORE FERTILISER SAFELY

- Always check packaging for hazardous or oxidising symbols and store accordingly
- We recommend that all fertiliser is stored inside a secure fire-proof building
- Store separately from all combustible and incompatible materials
- Ensure there are no naked flames or smoking near stored fertiliser
- For stability, interlock the bags and only stack to a maximum of three bags high. Keep a 1m gap between stacks and the walls and roof of the building
- Take care that damaged bags cannot topple over

### KNOW WHAT TO DO IN AN EMERGENCY

- For emergency safety advice call your supplier
- Always dial **999** immediately in case of fire



Remember **Think Safe, Be Safe**



Agricultural Industries Confederation Limited  
Tel: 01733 385230  
Email: [enquiries@agindustries.org.uk](mailto:enquiries@agindustries.org.uk)



[agindustries.org.uk](http://agindustries.org.uk)